

# Wyatt The Wonder Dog

Goes to Kindergarten





## **Discussion Questions**

Wyatt the Wonder Dog

Goes to Kindergarten

1. What is it that Wyatt doesn't like?
2. What are three examples of new things that Wyatt thought he wouldn't like?
3. What happened when he tried them?
4. What is Wyatt worried about when he starts kindergarten?
5. What happens after Wyatt's first day at kindergarten?
6. What did Wyatt learn about new things?
7. What is something that you thought you wouldn't like, but when you tried it, you discovered you liked it?



**Answers to:**  
**Discussion Questions**

1. New things or change
2. Going to Mother's Morning Out, visiting Grandma Rose, going to the dentist.
3. He liked it
4. He doesn't know where anything is, he doesn't know anyone, he doesn't know what he will do at kindergarten
5. He likes it and can't wait to come back, he meets a new friend, Max.
6. Once he gave something a try, he usually liked it a lot



## **Lesson Plan Coping with Change**

### **ASCA National Standard: Academic Development**

Standard A. Students will acquire the attitudes, knowledge and skills that contribute to effective learning in school and across the life span.

A: A1 Improve Academic Self-concept

A: A1.5 Identify attitudes and behaviors which lead to successful learning

### **ASCA National Standard: Personal/Social**

Standard A: Students will acquire the knowledge, attitudes and interpersonal skills to help them understand and respect self and others.

PS:A1 Acquire Self-knowledge

PS:A1.4 Understand change is a part of growth

### **Objectives:** The student will be able to:

- Understand that change is a natural part of life
- Give examples of changes they have experienced
- Identify ways that change can be beneficial
- Identify ways to anticipate and prepare for change

### **Essential Question:** What are some examples of change? How can you prepare for and cope with change?

- Define the phrases: organized, disorganized, schedule
- Give examples of the advantages of being organized
- Identify ways that students can be organized and develop successful habits such as creating scheduling and checklists

### **Lesson:**

- Discuss: What are some examples of change that students have experienced? How did they feel? What did they do to adjust to the



change? Did they resist the change? How did things turn out in the end? Did they learn anything from the experience?

- Read *Wyatt the Wonder Dog Goes to Kindergarten* by Lynne Watts
- Discuss how the characters in the book coped with change. Who are you most like? Why? How do you want to handle change in the future?

### **Practice small changes:**

- Ask students to clasp their hands together. Tell them to take note which thumb is on top. Have them unclasp their hands, shake out their hands and clasp them again. Note which thumb is on top. (99% of the time it is the same thumb) Now have them go through the process one more time, only this time tell them that when they clasp their hands together they should make sure that they do it in such a way that their opposite thumb is on top. How does this feel? Why is it more difficult?
- Can also try folding their arms or writing with their non dominant hand.
- Have students write a short story about change. Write two endings to the story. One where the main character adapted to change and one where he/she resisted change. What was the outcome?

**Materials:** *Wyatt the Wonder Dog Goes to Kindergarten* by Lynne Watts



## **How Parents Can Help Children Be Prepared for Kindergarten**

### **Be Prepared Socially**

Much of kindergarten involves working and playing together cooperatively. It helps if your child has experience with this type of activity.

- Set up play dates
- Encourage cooperative play between siblings and friends
- Attend some structured activities without Mom or Dad (Mom's Morning Out, Preschool, dance class, sports teams)

### **Be Self Aware**

Kindergarteners will need to learn much about themselves. You can begin some of this discovery at home.

- Help your child memorize basic information about himself - how to spell his/her name, age and birth date. They could also begin to learn their address and phone number.
- Kids love to learn the name for body parts. This makes a great guessing game!
- Develop good personal care and hygiene

### **Be A Life Long Learner**

Help your kindergartener develop a love of learning through encouraging discovery of the world around them. Make everything you do a lesson, a guessing game, an adventure.

- Kids can begin learning colors, shapes, numbers and letters.
- Kids can begin learning concepts such as over, under, beside, before, after
- Introduce your child to crayons, scissors, watercolors, markers
- Read, read, read.
- Practice good listening skills. Play guessing and memory games.



## **Be Disciplined**

Children and adults learn and function best when they develop responsible behavior, good habits and independence.

- Develop a daily routine especially for in the morning and bedtime.
- Develop independence through dressing him/herself.
- Identify basic household rules and follow them.
- Develop responsibility through assigning chores and responsibilities.
- Learn to set goals and follow through on them.
- Talk with enthusiasm about the upcoming school year. Read books about kindergarten. Visit the school before kindergarten starts and help your child anticipate the exciting changes they will experience.



## Wyatt Goes to Kindergarten Puzzle

Q	B	B	Q	Z	M	Q	R	R	D	C	P	V	I	T
I	U	D	J	M	X	P	E	N	A	Y	B	F	N	W
T	G	K	G	O	C	C	U	F	E	J	N	H	U	T
D	W	X	H	U	E	O	E	Y	P	E	P	B	C	Q
K	G	U	T	S	R	T	N	Y	T	B	J	R	O	Z
M	B	P	S	G	E	T	T	R	Q	T	X	Z	G	J
S	O	N	Y	R	M	X	A	R	E	H	C	A	E	T
R	G	A	I	M	R	G	C	D	X	S	T	Y	O	L
T	L	A	R	A	R	W	H	W	O	N	D	E	R	O
P	T	Z	B	E	B	J	A	W	P	G	S	K	K	O
V	K	A	D	H	K	M	N	T	M	F	Z	V	X	H
C	B	N	Y	P	T	F	G	T	H	L	F	W	A	C
Q	I	X	K	W	S	O	E	H	Y	G	R	X	N	S
K	W	L	F	C	S	I	N	M	V	H	W	C	I	E
I	F	O	U	P	L	C	S	P	L	I	T	R	U	R

CAFETERIA

PLAYGROUND

TEACHER

CHANGE

RECESS

WONDER

KINDERGARTEN

SCHOOL

WYATT



# Wyatt Goes to Kindergarten

## Puzzle Solution




Q	B	B	Q	Z	M	Q	R	<b>R</b>	<b>D</b>	<b>C</b>	P	V	I	T
I	U	D	J	M	X	P	<b>E</b>	<b>N</b>	<b>A</b>	Y	B	F	N	W
T	G	K	G	O	C	<b>C</b>	<b>U</b>	<b>F</b>	E	J	<b>N</b>	H	U	T
D	W	X	H	U	<b>E</b>	<b>O</b>	<b>E</b>	Y	P	<b>E</b>	P	B	C	Q
K	G	U	T	<b>S</b>	<b>R</b>	<b>T</b>	N	Y	<b>T</b>	B	J	R	O	Z
M	B	P	<b>S</b>	<b>G</b>	<b>E</b>	T	T	<b>R</b>	Q	T	X	Z	G	J
S	O	N	Y	<b>R</b>	M	X	<b>A</b>	<b>R</b>	<b>E</b>	<b>H</b>	<b>C</b>	<b>A</b>	<b>E</b>	<b>T</b>
R	G	<b>A</b>	<b>I</b>	M	R	<b>G</b>	<b>C</b>	D	X	S	T	Y	O	<b>L</b>
<b>T</b>	<b>L</b>	<b>A</b>	R	A	<b>R</b>	W	<b>H</b>	<b>W</b>	<b>O</b>	<b>N</b>	<b>D</b>	<b>E</b>	<b>R</b>	<b>O</b>
<b>P</b>	<b>T</b>	Z	B	<b>E</b>	B	J	<b>A</b>	W	P	G	S	K	K	<b>O</b>
V	K	<b>A</b>	<b>D</b>	H	K	M	<b>N</b>	T	M	F	Z	V	X	<b>H</b>
C	B	<b>N</b>	<b>Y</b>	P	T	F	<b>G</b>	T	H	L	F	W	A	<b>C</b>
Q	<b>I</b>	X	K	<b>W</b>	S	O	<b>E</b>	H	Y	G	R	X	N	<b>S</b>
<b>K</b>	W	L	F	C	S	I	N	M	V	H	W	C	I	E
I	F	O	U	P	L	C	S	P	L	I	T	R	U	R




## Make some Wyatt Puppy Dog Ears

You will need scissors, a stapler, heavy paper, and crayons or markers.

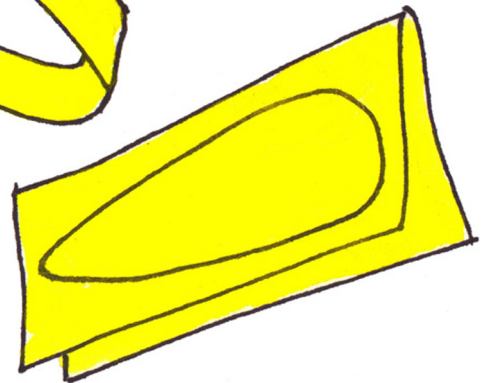
1. Cut a strip of paper about 2 inches wide that is long enough to fit around your head. You may need to cut two strips and staple them together so that it is long enough.



2. Staple it together in a band that will fit around your head.



3. Fold a piece of 8 ½ by 11 inch paper in half the long way.



4. Draw a puppy ear about 2 1/2 inches wide and 8 inches long making it rounded at the top.



5. Cut the paper while it is folded to get two puppy ears.



6. Color the insides pink or red.

7. Staple the ears onto your paper headband. Fold the ears slightly to give them a droopy look.



8. Now wear your Wyatt ears and look for ways to use good manners!





## Wyatt Coloring Sheet

