

# Wyatt The Wonder Dog™

Learns About Giving





## **Discussion Questions**

### Wyatt the Wonder Dog

### Learns About Giving

1. What questions did Wyatt ask every morning when his mother woke him up for school and every night when she tucked him in bed?
2. What did Wyatt's mother help him make so he could remember how many days it was until Christmas?
3. What was Wyatt's Christmas gift problem?
4. What idea did Lacey have for a gift that didn't cost money?
5. What does the word generous mean? How was Wyatt generous?
6. What special kind of dog was Lacey and how was she generous?
7. What does Wyatt's mother say is the best gift? What does that mean?
8. How can you be generous to others?



**Answers to:**  
Discussion Questions

1. Is it Christmas Day yet? How many more days until Christmas?
2. A paper chain to countdown the days until Christmas.
3. He didn't know how he could get gifts for family and friends when he had no money.
4. A book of coupons for chores that Wyatt would do.
5. Generous means freely giving and sharing. He let Roxy go first to get a drink of water after gym class and he put away supplies after center time. He volunteered to help load food in Mrs. Wilson's van for the local food bank. He donated food to the food bank.
6. Lacey was a therapy dog and she helped children by listening to them read.
7. The best gift is a gift from the heart which means that the gift was given with love.
8. \_\_\_\_\_  
\_\_\_\_\_



## Lesson Plan Generosity

### **ASCA National Standard:** Behavior – Social Standard

- Demonstrate empathy
- Demonstrate ethical decision making and social responsibility
- Use effective collaboration and cooperation skills

### **Objectives:** The student will be able to:

- Define the word generosity
- Give examples of individuals who portray this characteristic
- Identify ways that students can personally be generous

### **Essential Question:** What is generosity? How can you be generous?

### **Lesson:**

- Discuss: What does it mean to be generous? Give an example of a time that you have been generous to someone else. Give an example of a time that someone has been generous to you. Does generosity always involve money or things? What else can we be generous with? Why should we be generous?
- Read Wyatt the Wonder Dog Learns about Giving by Lynne Watts
- Review examples of children who have been generous
- Grades 1-3: Complete the worksheet
- Grades 4-5
- Write a letter to the main character of the book read and tell them what you think about their generosity. Include how you plan to be generous in the future.
- Research and report on a famous person who has lived a life of service. Some examples might include: Florence Nightingale, Bill Gates, Oprah Winfrey, Jane Goodall, Mother Teresa. Share your report with the class.

### **Materials:**

- Wyatt the Wonder Dog Learns about Giving by Lynne Watts
- Worksheet: Generosity Worksheet/ Report Worksheet

# Generosity Worksheet



Describe a time when someone was generous to you. What did they do? How did you feel?: \_\_\_\_\_

---

---

---

---

---

Describe a time when you were generous to someone else. What did you do? How did they respond? \_\_\_\_\_

---

---

---

---

---

Describe a time when you plan to be generous in the future. \_\_\_\_\_

---

---

---

---

---

## Famous Person – Life of Service Report

What is the name of the person you will be reporting on? \_\_\_\_\_

\_\_\_\_\_

Tell at least 4 facts about their life. \_\_\_\_\_

\_\_\_\_\_

\_\_\_\_\_

What challenges did they face? \_\_\_\_\_

\_\_\_\_\_

How did they overcome the challenge? \_\_\_\_\_

\_\_\_\_\_

What was their dream or goal? \_\_\_\_\_

\_\_\_\_\_

Did they accomplish their dream or goal? \_\_\_\_\_

\_\_\_\_\_

What characteristics of generous people do they represent? \_\_\_\_\_

\_\_\_\_\_

\_\_\_\_\_



## Wyatt Learns About Giving Puzzle

T	C	I	M	O	E	D	L	U	C	C	G	B	N	S
G	D	Z	H	T	I	V	Z	H	D	O	I	Z	O	O
V	X	A	R	A	A	V	R	G	D	U	V	K	P	L
V	N	J	S	R	B	I	R	I	C	N	I	C	U	P
W	M	L	D	R	S	D	I	F	Z	T	N	X	O	I
K	E	J	D	T	Q	X	E	T	U	D	G	P	C	N
<b>G</b>	<b>D</b>	<b>P</b>	<b>M</b>	<b>D</b>	<b>K</b>	<b>C</b>	<b>F</b>	<b>S</b>	<b>I</b>	<b>O</b>	<b>O</b>	<b>T</b>	<b>K</b>	<b>O</b>
V	E	A	R	K	X	D	S	W	T	W	F	T	Z	U
E	S	W	Y	E	N	B	X	H	Z	N	J	B	T	B
Z	A	Y	Z	J	S	J	G	E	N	E	R	O	U	S
G	J	A	I	N	X	E	F	L	G	R	L	T	V	S
C	L	T	X	G	P	Y	N	P	W	X	Z	Z	M	Z
D	P	T	L	Q	N	M	W	T	O	T	F	Z	N	A
E	S	I	R	P	R	U	S	H	S	J	W	T	V	Q
L	E	N	A	J	I	N	W	N	F	D	K	X	H	I

CHRISTMAS

SURPRISE

GENEROUS

COUPON

PRESENTS

GIVING

COUNTDOWN

WYATT

GIFTS

# Wyatt Learns About Giving

## Puzzle Solution



T	C	I	M	O	E	D	L	U	C	C	G	B	N	S
G	D	Z	H	T	I	V	Z	H	D	O	I	Z	O	O
V	X	A	R	A	A	V	R	G	D	U	V	K	P	L
V	N	J	S	R	B	I	R	I	C	N	I	C	U	P
W	M	L	D	R	S	D	I	F	Z	T	N	X	O	I
K	E	J	D	T	Q	X	E	T	U	D	G	P	C	N
G	D	P	M	D	K	C	F	S	I	O	O	T	K	O
V	E	A	R	K	X	D	S	W	T	W	F	T	Z	U
E	S	W	Y	E	N	B	X	H	Z	N	J	B	T	B
Z	A	Y	Z	J	S	J	G	E	N	E	R	O	U	S
G	J	A	I	N	X	E	F	L	G	R	L	T	V	S
C	L	T	X	G	P	Y	N	P	W	X	Z	Z	M	Z
D	P	T	L	Q	N	M	W	T	O	T	F	Z	N	A
E	S	I	R	P	R	U	S	H	S	J	W	T	V	Q
L	E	N	A	J	I	N	W	N	F	D	K	X	H	I





## How to Make a Paper Chain Countdown to Christmas

You can make a paper chain to countdown the days until Christmas just like Wyatt. Here's how:

Supplies:

- Scissors
- Construction paper or other sturdy paper for links
- Glue, tape or staples
- A peppermint stick or treat for the top

Directions:

1. Measure and cut strips of paper that are even in length and width. Strips that are 1" wide and 8" long work well. If you start on December first, you will need 25 strips, one for each day until Christmas. You can use different colors of construction paper or any other paper that is sturdy.




2. Paste, tape or staple the ends of the first strip together to form a loop.






3. Create a chain by adding other links to the first one. Insert a strip through the previous link and connect the end. Continue in the same way until you have a chain that is twenty-five links long, one for each day before Christmas.




4. Attach the end of the chain to a piece of construction paper that is decorated. Tape the peppermint stick or other treat to the construction paper.



Tear off a strip each day until Christmas day when you can tear off the last link and enjoy the treat at the top!!



## Wyatt Coloring Sheet



## Christmas Coupons



**To:**

**Merry Christmas With Love**

---

**From:**



**To:**

**Merry Christmas With Love**

---

**From:**



**To:**

**Merry Christmas With Love**

---

**From:**

