


Wyatt

The Wonder Dog™

Learns about Cooperation





Lesson Plan

Wyatt the Wonder Dog

Learns about Cooperation

Competency I: Knowledge of the importance of self-concept

- Identify how behaviors affect school and family situations
- Describe how behavior influences the feelings and actions of others

Competency II: Skills to interact with others

- Demonstrate effective skills for interacting with others
- Demonstrate skills in managing conflicts with peers and adults
- Demonstrate group membership skills

Objective:

- Student will be able to describe one way they can cooperate with others
- Student will be able to identify some good rules to follow for teamwork

Essential Question: What is teamwork? What is cooperation? What are some things that might go wrong when working or playing in a group? What are some good rules to follow when working together? How can you solve conflicts when they happen?

Activity:

- Discuss what cooperation/teamwork means and give some examples
- Read Wyatt the Wonder Dog Learns about Cooperation
- Create some rules to follow for teamwork
- Find a partner and decorate the bandana template together



- When finished review the rules and discuss whether or not you and your partner followed the rules. How well did you cooperate with each other?

Materials:

- ***Wyatt the Wonder Dog Learns about Cooperation***, by Lynne Watts
- Bandana template
- Markers and crayons



Discussion Questions

1. What is the conflict between Wyatt and his friends?
2. What does Wyatt do when his friends won't play Frisbee? How does he feel?
3. What is the conflict between Max, Callie and Daphne? How do they solve it?
4. Did the friends cooperate in building the fort? What did each of them do? What did Wyatt do?
5. What does Max's mom say a superhero is?
6. What does Wyatt do that makes him a superhero?
7. What does Callie suggest that Wyatt do to help? Why?
8. What does Callie offer to do after dinner? Is she a superhero?
9. How can you be a superhero today?



Answers

1. Wyatt wants to play Frisbee and his friends want to build a fort.
2. Wyatt sits on the porch and feels sorry for himself. He feels left out.
3. Max wants to build a he-man fort and Callie wants to have a tea party club. Daphne suggests they have a friendship club.
4. Yes. Max brought folding chairs and blankets, Daphne brought boxes and Callie brought her tea set, cookies and lemonade.
5. A superhero is someone who cooperates and works out problems. It's someone who thinks of others first.
6. He asks how he can help build the fort.
7. Callie wants Wyatt to make the sign for the clubhouse because Wyatt has the best handwriting.
8. Callie offers to play Frisbee with Wyatt. Yes!
9. _____



Cooperation Puzzle

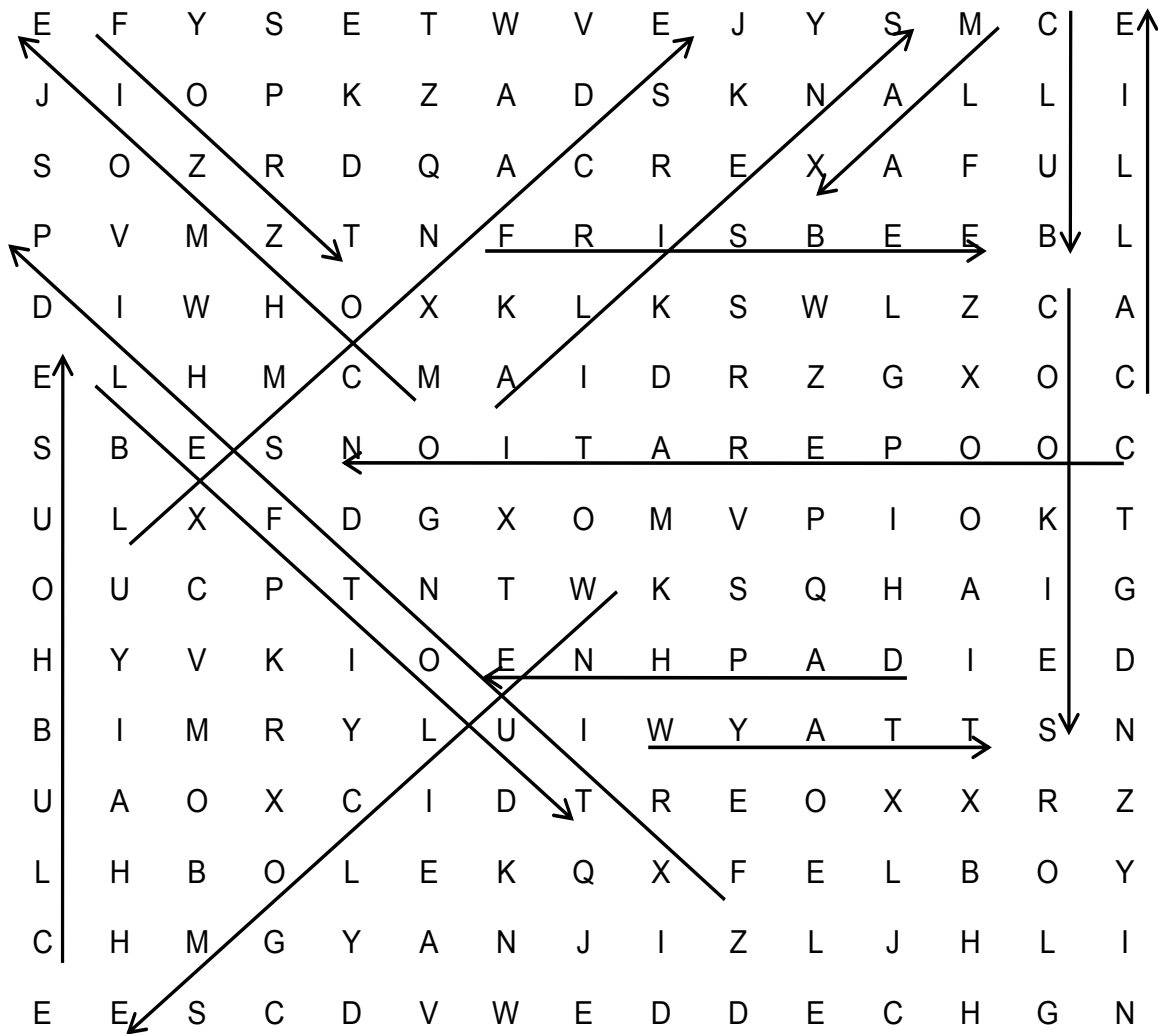
E	F	Y	S	E	T	W	V	E	J	Y	S	M	C	E
J	I	O	P	K	Z	A	D	S	K	N	A	L	L	I
S	O	Z	R	D	Q	A	C	R	E	X	A	F	U	L
P	V	M	Z	T	N	F	R	I	S	B	E	E	B	L
D	I	W	H	O	X	K	L	K	S	W	L	Z	C	A
E	L	H	M	C	M	A	I	D	R	Z	G	X	O	C
S	B	E	S	N	O	I	T	A	R	E	P	O	O	C
U	L	X	F	D	G	X	O	M	V	P	I	O	K	T
O	U	C	P	T	N	T	W	K	S	Q	H	A	I	G
H	Y	V	K	I	O	E	N	H	P	A	D	I	E	D
B	I	M	R	Y	L	U	I	W	Y	A	T	T	S	N
U	A	O	X	C	I	D	T	R	E	O	X	X	R	Z
L	H	B	O	L	E	K	Q	X	F	E	L	B	O	Y
C	H	M	G	Y	A	N	J	I	Z	L	J	H	L	I
E	E	S	C	D	V	W	E	D	D	E	C	H	G	N

ALIENS
CLUBHOUSE
DAPHNE
FRISBEE
MAX

WYATT
CALLIE
COOKEIS
FORT
LEFTOUT
MOZZIE

CLUB
COOPERATION
FRIENDSHIP
LEMONADE
WELCOME

Cooperation Puzzle Solution





Practice Cooperation

Balloon Bop

You will need three or more friends to play this game. Stand in a circle and hold hands. Have someone toss a balloon in the air. See how many times you can tap the balloon in the air without letting go of your friends' hands. You may use your hands, arms, head, chest or shoulders to keep the balloon in the air. No feet are allowed though.

Keep track of how many times you tap the balloon before it hits the ground. Now try again and see if you can increase that number. The more you cooperate the better you will do!



Create a Mural

You will need a large piece of paper and lots of markers and/or crayons. Talk to your friend and decide on a picture to create together. Here are some things you might discuss:

What should we draw?

Where on the paper should we put the objects?

Who will draw what?

What colors should we use?

Now work together and create a masterpiece! Hang it up on the wall for everyone to enjoy.

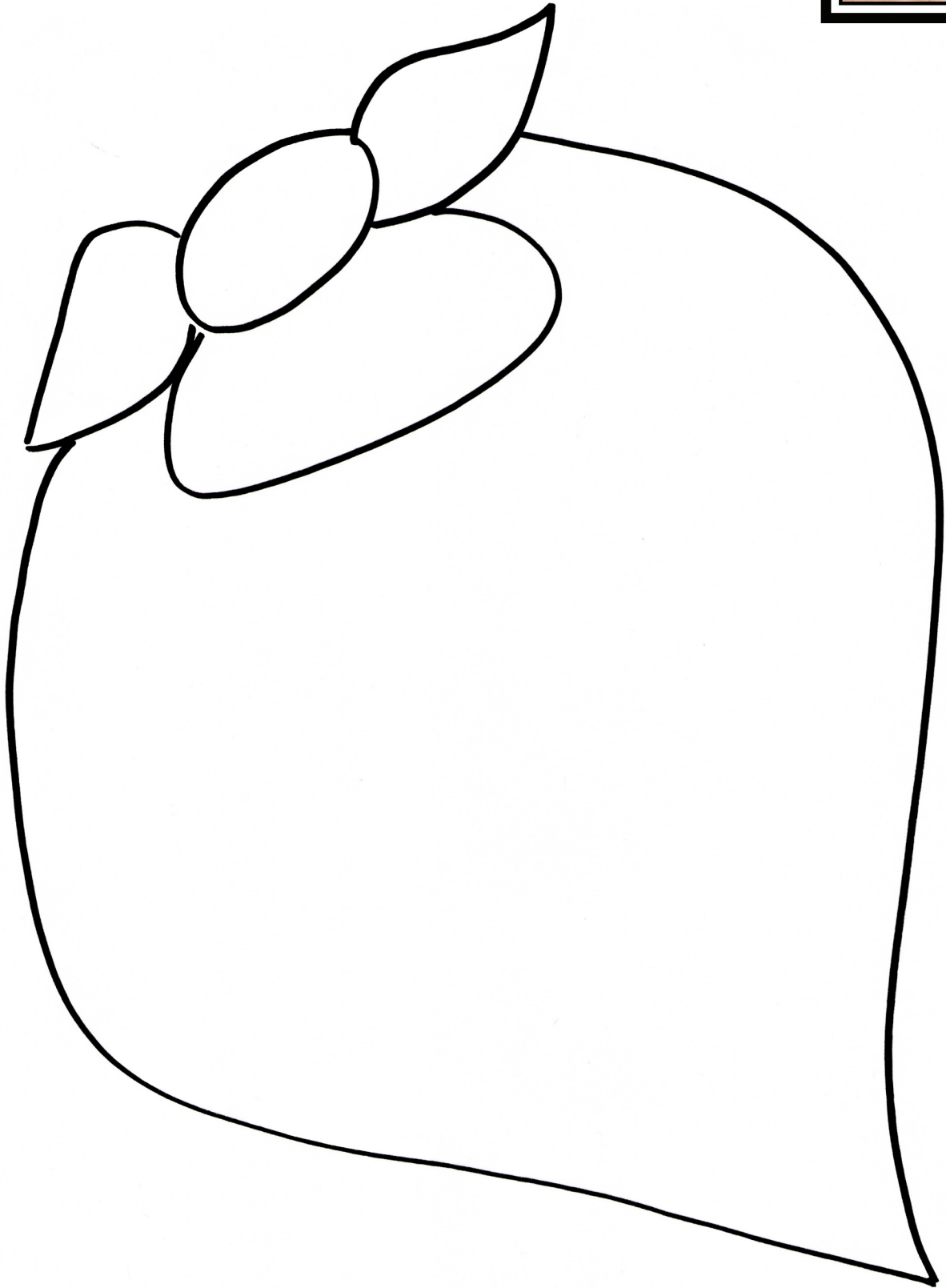


Decorate a Bandana

Wyatt loves wearing bandanas and now you can decorate one for him.

Make a copy of the bandana found on the next page. Find a friend to help you decorate the bandana. Discuss how you will decorate the bandana together. Here are some things you might talk about:

- What design should we use on the bandana?
- Who will draw what?
- What colors will we use?
- How can we cooperate while we color the bandana?
- What will you do?
- What will you not do?





Wyatt Coloring Sheets



